

LANmark-6A Snap-In Connector

Contact

Cabling Solutions
Phone: +32 2 363 38 00
info.ncs@nexans.com

- High bandwidth RJ45 connector supporting 10 Gigabit Ethernet
- Fully compliant with TIA and ISO Category 6A cabling and connector standards
- Supports very short Category 6A channel configurations, often required in Data Centres
- 360° shielding offering full Alien Crosstalk immunity
- Fast and easy termination without punch down tool
- Wiring according to colour code T568B or T568A
- Reterminable
- Stranded version available for CP to TO links
- Supports POE Plus applications (15 Watts per pair)
- An adapter can be added to fit the keystone format

DESCRIPTION

Application

Nexans LANmark-6A Evo Snap-In Connectors are manufactured and tested to the latest Category 6A specifications defined in the International and American cabling standards and are designed to meet or exceed the stringent quality and performance criteria needed to support all applications up to 500 MHz, including 10 Gigabit Ethernet.

A fully closed metal rear cover providing 360 degrees shielding offers excellent coupling attenuation and ensures immunity from Alien Crosstalk and other external interferences.

Channels built with LANmark-6A cables and jacks do not need on site testing for Alien Crosstalk, as this parameter is met by design. This significantly reduces the installation cost for 10G network cabling.

- 10 BASE-T Ethernet
- 100 BASE-T Fast Ethernet
- 1000 BASE-T Gigabit Ethernet
- 10G BASE-T Gigabit Ethernet IEEE 802.3
- 155 Mbit ATM
- 1.2 Gbit ATM
- POE Plus (including IEC 60512-9-3 Ed.2 and IEC 60512-99-002/ed.1 draft)
- Future Cat 6A and Class EA applications

Design


Nexans LANmark-6A Evo Snap-In connectors are designed to match with LANmark-6A cable and patch cords and to complement all LANmark modular components, such as:

- Snap-In patch panels (fixed, sliding and angled) and Zone Distribution Boxes
- Snap-In outlet modules (UK, US, European and German style)

Performance

Nexans LANmark-6A Evo connectors meet or exceed the requirements for Category 6A connecting hardware as described in ISO/IEC 11801, IEC 60603-7-51 and EIA/TIA 568-C.2.

In conjunction with LANmark-6A cable they support all 2, 3 and 4 connector models as specified in these standards, as well as very short link and channel configurations which are increasingly required in Data Centre environments.



LANmark-6A

STANDARDS

International EN 50173-1;
IEC 60603-7-51;
IEEE 802.3af (PoE);
IEEE 802.3at (PoE +); ISO/
IEC 11801:2002/Amd 1:2008/
Cor 1:2008; ISO/IEC 24764; ISO/
IEC 11801:2002/Amd 2:2010/
Cor 1:2010

National ANSI/TIA-568-C.2

Installation

The wire organiser guarantees fast and easy termination of the LANmark-6A Evo Snap-In connector without the need for a punchdown tool. An optional comfort tool (N420.567) can be used to increase the ease of installation. A stranded version is available for CP to TO links.

Guarantees

The LANmark-6A Evo Snap-In performance is guaranteed to meet or exceed the requirements of the above mentioned standards.

Traceability codes on both connector and packaging ensure quality validation.





Installations with LANmark-6A cable and connectivity are qualified for a 25 year full system warranty, which includes Parts, Installation, Channel Performance and Application Support, as described in the Nexans Certified System Warranty.



CHARACTERISTICS

Construction characteristics

Connector type	RJ45 and Tool-less IDC
----------------	------------------------

PRODUCT LIST

Nexans ref.	Name	Height [mm]	Width [mm]	Depth [mm]	Screen
 N420.66A	LANmark-6A Evo Snap-In Connector Category 6A 500MHz Screened	23.2	16.8	36.4	Yes
 N420.66ABULK100	LANmark-6A Evo Snap-In Connector Category 6A 500MHz Screened (bulk pack)	23.2	16.8	36.4	Yes
 N420.66AECO24 New	LANmark-6A Evo Snap-In Connector Category 6A 500MHz Screened Eco-24	23.2	16.8	36.4	Yes
 N420.67A	LANmark-6A Evo Snap-In Connector Category 6A 500MHz Screened for stranded wire	23.2	16.8	36.4	Yes

 = Make to order,  = In stock

ELECTRICAL PERFORMANCE LANMARK-6A 4 CONNECTOR CHANNEL PART 1

"All values are based on Worst Case 4 Connector Channel configurations according to ISO 11801. Minimal and maximum values represent guaranteed channel performance"

Freq in MHz	Attn in dB		NEXT in dB			PSNEXT in dB			ACR-F in dB	
	Max	Typ	Std	Min	Typ	Std	Min	Typ	Std	Typ
1	<4	4.0	65.0	67.0	85.0	62.0	64.0	74.8	63.3	69.9
4	4.1	4.1	63.0	65.0	72.9	60.5	62.5	65.0	51.2	57.9
10	6.4	6.3	56.6	58.6	65.0	54.0	56.0	58.5	43.3	49.9
16	8.1	8.0	53.2	55.2	60.9	50.6	52.6	55.1	39.2	45.9
20	9.1	9.0	51.6	53.6	59.0	49.0	51.0	53.5	37.2	43.9
31.25	11.4	11.2	48.4	50.4	55.1	45.7	47.7	50.2	33.4	40.0
62.5	16.3	15.9	43.4	45.4	49.1	40.6	42.6	45.1	27.3	34.0
100	20.8	20.2	39.9	41.9	45.0	37.1	39.1	41.6	23.3	29.9
155	26.2	25.4	36.7	38.7	41.2	33.8	35.8	38.3	19.5	26.1
200	30.0	28.9	34.8	36.8	39.0	31.9	33.9	36.4	17.2	23.9
250	33.8	32.5	33.1	35.1	37.0	30.2	32.2	34.7	15.3	22.0
300	37.3	35.7	31.7	33.7	35.4	28.8	30.8	33.3	13.7	20.4
500	49.3	46.7	27.9	29.9	31.0	24.8	26.8	24.9	9.3	16.0

*Standard values based on ISO 11801 Class EA

ELECTRICAL PERFORMANCE LANMARK-6A 4 CONNECTOR CHANNEL PART 2

All values are based on Worst Case 4 Connector Channel configurations according to ISO 11801. Minimal and maximum values represent guaranteed channel performance

Freq in MHz	PS ACR-F in dB		PS ANEXT in dB			PS AACR-F in dB			RL in dB		
	Std	Typ	Std	Min	Typ	Std	Min	Typ	Std	Min	Typ
1	60.3	66.9	80.0	90.0	92.0	77.0	92.0	94.0	19.0	21.0	21.0
4	48.2	54.9	74.0	89.0	91.0	65.0	80.0	82.0	19.0	21.0	32.0
10	40.3	46.9	70.0	85.0	87.0	57.0	72.0	74.0	19.0	21.0	28.0
16	36.2	42.9	68.0	83.0	85.0	52.9	67.9	69.9	18.0	20.0	26.0
20	34.2	40.9	67.0	82.0	84.0	51.0	66.0	68.0	17.5	19.5	25.0
31.25	30.4	37.0	65.1	80.1	82.1	47.1	62.1	64.1	16.5	18.5	23.1
62.5	24.3	31.0	62.0	77.0	79.0	41.1	56.1	58.1	14.0	16.0	20.0
100	20.3	26.9	60.0	75.0	77.0	37.0	52.0	54.0	12.0	14.0	18.0
155	16.5	23.1	57.1	72.1	74.1	33.2	48.2	50.2	10.1	12.1	16.1
200	14.2	20.9	55.5	70.5	72.5	31.0	46.0	48.0	9.0	11.0	15.0
250	12.3	19.0	54.0	69.0	71.0	29.0	44.0	46.0	8.0	10.0	14.0
300	10.7	17.4	52.8	67.8	69.8	27.5	42.5	44.5	7.2	9.2	13.2
500	6.3	13.0	49.5	64.5	66.5	23.0	38.0	40.0	6.0	8.0	11.0

*Standard values based on ISO 11801 Class EA